



DAPHNE 11160-02 LINEN

FRAME

All structural parts of the frame are made of solidwood.

SEAT CUSHION

The core consist of 44 kg (N180) highly elastic shape cut cold foam covered with a mix of siliconized fibre, feather and latex.

The cushion is not reversible.

BACK CUSHION

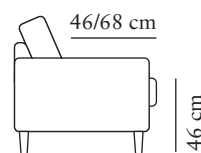
The inner cover is filled with a mix of latex, siliconized fiber and feather.

The cushion is reversible (not apply to leather).

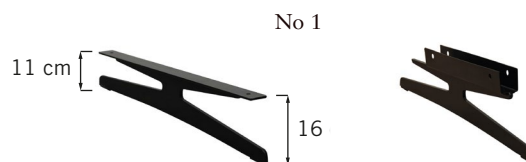
UPHOLSTERY

This style is fixed and available with fabric and leather.

The cushion cover, in fabric, can be removed and washed according to washing and care instructions (not leather).



LEGS



COLOURS



09
Chrome



14
Powder
coated black



16
Powder
coated gold

Measurements may vary +/-3%, depending on the choice of upholstery and combination.

1,5-MODULE 70
Art. Code: 3066-0000



width•depth•height
71x102x99

1,5-MODULE 90
Art. Code: 3052-0000



width•depth•height
91x102x99

1,5-MODULE 110
Art. Code: 3058-0000



width•depth•height
111x102x99

1,5-MODULE 70+ARM 1
Art. Code ARM L: 4030-1011
Art. Code ARM R: 4030-1012



width•depth•height
89x102x99

1,5-MODULE 90+ARM 1
Art. Code ARM L: 4027-1011
Art. Code ARM R: 4027-1012



width•depth•height
109x102x99

1,5-MODULE 110+ARM 1
Art. Code ARM L: 4028-1011
Art. Code ARM R: 4028-1012




width•depth•height
129x102x99

CHL (110)+ARM
Art. Code CHL L: 3595-1011
Art. Code CHL R: 3596-1012




width•depth•height
128•164•99

1,5(90)+1,5(90)
Art. Code: 2062-1013




width•depth•height
216x102x99

1,5(110)+1,5(110)
Art. Code: 2069-1013




width•depth•height
256x102x99

1,5(90)+1,5(70)+1,5(90)
Art. Code: 2065-1013




width•depth•height
286x102x99

1,5(90)+1,5(90)+1,5(90)
Art. Code: 2063-1013



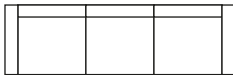
width•depth•height
306x102x99

1,5(90)+1,5(110)+1,5(90)
Art. Code: 2064-1013




width•depth•height
326x102x99

1,5(110)+1,5(90)+1,5(110)
Art. Code: 2068-1013



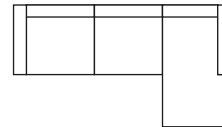
width•depth•height
346x102x99

1,5(110)+1,5(110)+1,5(110)
Art. Code: 2067-1013



width•depth•height
366x102x99

1,5(110)+1,5(90)+CHL(110)
Art. Code CHL L: 2123-1013
Art. Code CHL R: 2122-1013



width•depth•height
346x102/164x99