



LINO 11231-28 DARK SLATE

FRAME

All structural parts of the frame are made of solidwood.

SEAT CUSHION

The core consists of 35 kg (N120) highly elastic shape cut cold foam with a siliconized fiber and feather top.

The cushion is not reversible.

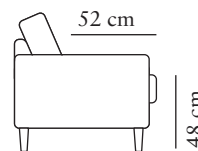
BACK CUSHION

The inner cover is filled with a mix of siliconized fiber and feather.

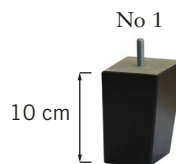
The cushion is reversible (not apply to leather).

UPHOLSTERY


The style is loose cover and available with fabric. The covers / cushion covers, can be removed and washed according to washing instructions.



LEGS



COLOURS



SIMRISHAMN

burhéns

Measurements may vary +/-3%, depending on the choice of upholstery and combination.

www.burhens.com

3,5-SEATER (2)
Art. Code: 1360-1013



width•depth•height
272•113•96