



MEDA 11057-61 KELP

FRAME

All structural parts of the frame are made of solidwood.

SEAT CUSHION

The core consists of 50 kg (N120) highly elastic shape cut cold foam with a siliconized fiber and feather top.

The cushion is not reversible.

BACK CUSHION

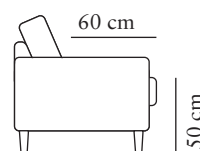
The inner cover is filled with a mix of siliconized fiber and feather.

The cushion is reversible (not apply to leather).

UPHOLSTERY

The style is fixed cover and available with fabric and leather.

The cushion cover, in fabric, can be removed and washed according to washing and care instructions.



LEGS



COLOURS



09
Chrome



14
Powder
coated black

Measurements may vary +/-3%, depending on the choice of upholstery and combination.

1-SEATER

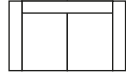
Art. Code: 1100-1013



width•depth•height
82•94•91

2-SEATER

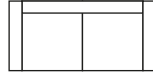
Art. Code: 1200-1013



width•depth•height
152•94•96

2,5-SEATER

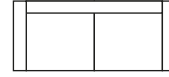
Art. Code: 1250-1013



width•depth•height
207•94•96

3-SEATER (2/2)

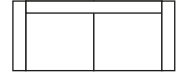
Art. Code: 1303-1013



width•depth•height
232•94•96

3,5-SEATER (2/2)

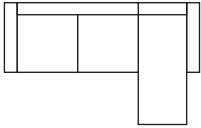
Art. Code: 1361-1013



width•depth•height
252•94•96

2,5+CHL

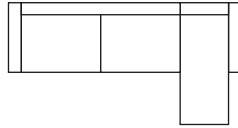
Art. Code CHL L: 1723-1013
Art. Code CHL R: 1722-1013



width•depth•height
288•94/161•96

3,5(2/2)+CHL

Art. Code CHL L: 1747-1013
Art. Code CHL R: 1746-1013



width•depth•height
333•94/161•96

FOOTSTOOL 1

Art. Code: 1050-0000



width•depth•height
71•52•50

FOOTSTOOL 2

Art. Code: 1051-0000



width•depth•height
101•82•50